



# VIDOH 2020 COVID-19 Response Report date: September 13, 2020



UNITED STATES VIRGIN ISLANDS  
Department of Health

## Contact Numbers: Hotline

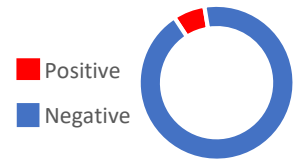
Informational Hotline (non-medical 8am-8pm)  
Hosted by VITEMA: 340-715-6843

Potential PUIs only 8am-10pm  
STX: (340) 712-6299  
STT/STJ: (340) 776-1519

## Testing Summary

	13-Sep	12-Sep	Change since 12-Sep
Total tested	18354	18346	▲ 8
Tested positive	1221	1220	▲ 1
Tested negative	17130	17123	▲ 7
Pending tests	3	3	◀ 0

n=1221



n=17130

## Calls volume to the hotline

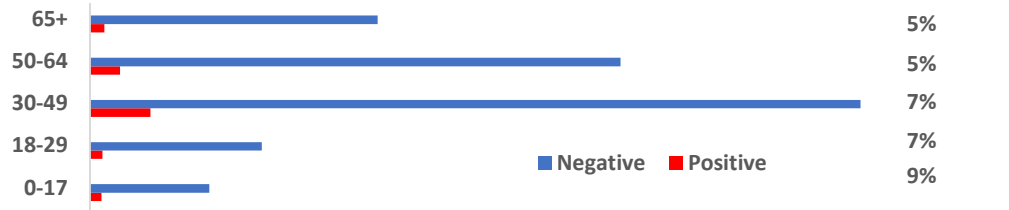
13-Sep	12-Sep	Change since 12-Sep
14	12	▲ 2

## Calls completed from March 5-Sep 13, 2020

9372 total calls  
49 average per day

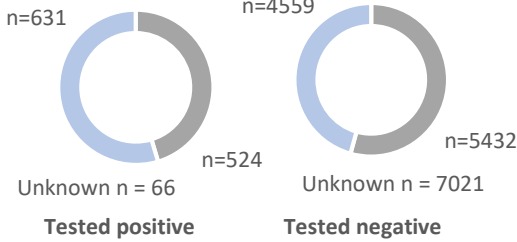
## Test result by age group

Median age among cases = 41 years

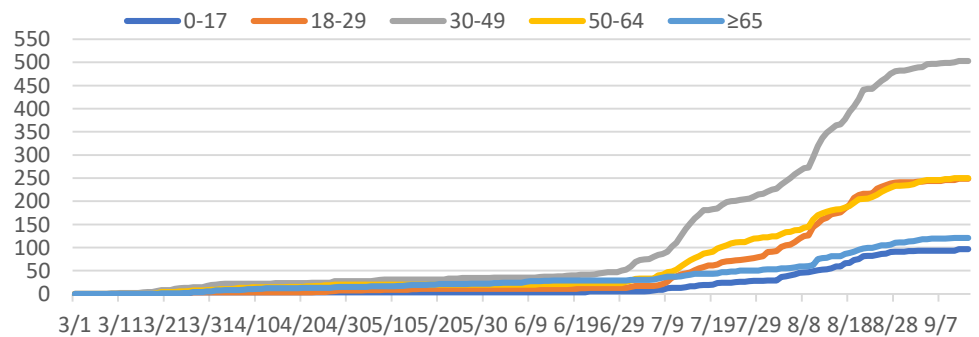


## Test result among males and females

Males Females



## Positive test result by age group over time



## Current status of USVI positive cases

	13-Sep	12-Sep	Change
Active	58	57	▲ 1
Recovered	1144	1144	◀ 0
Fatality	19	19	◀ 0

## USVI risk factors for transmission

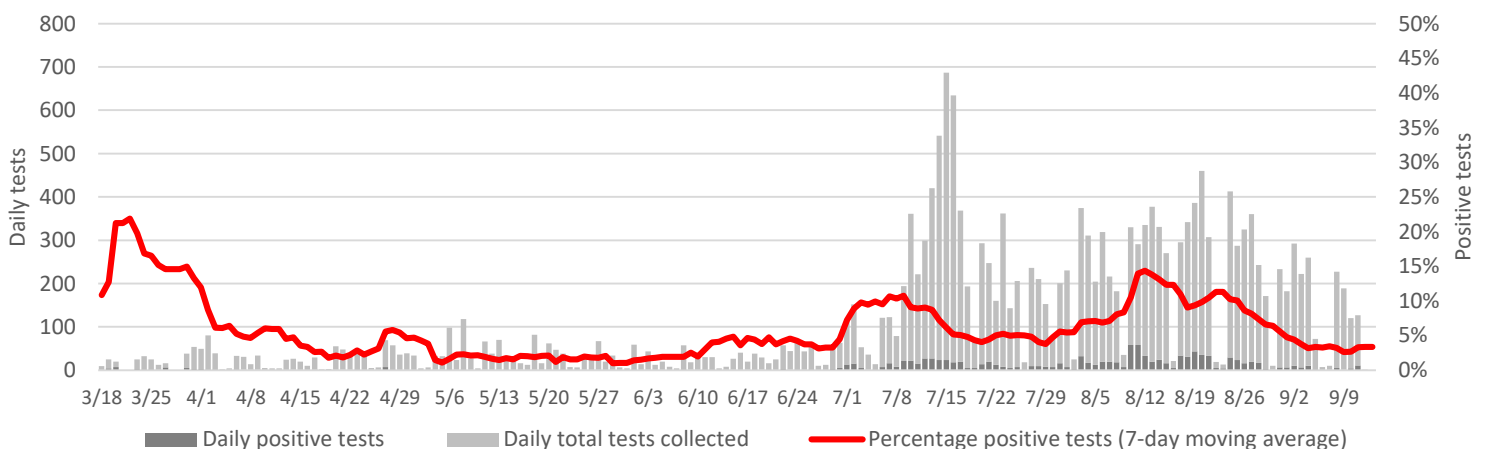
Community transmission	437
Close contact	616
Travel	87
Under investigation	81

## Clinical symptoms of positives

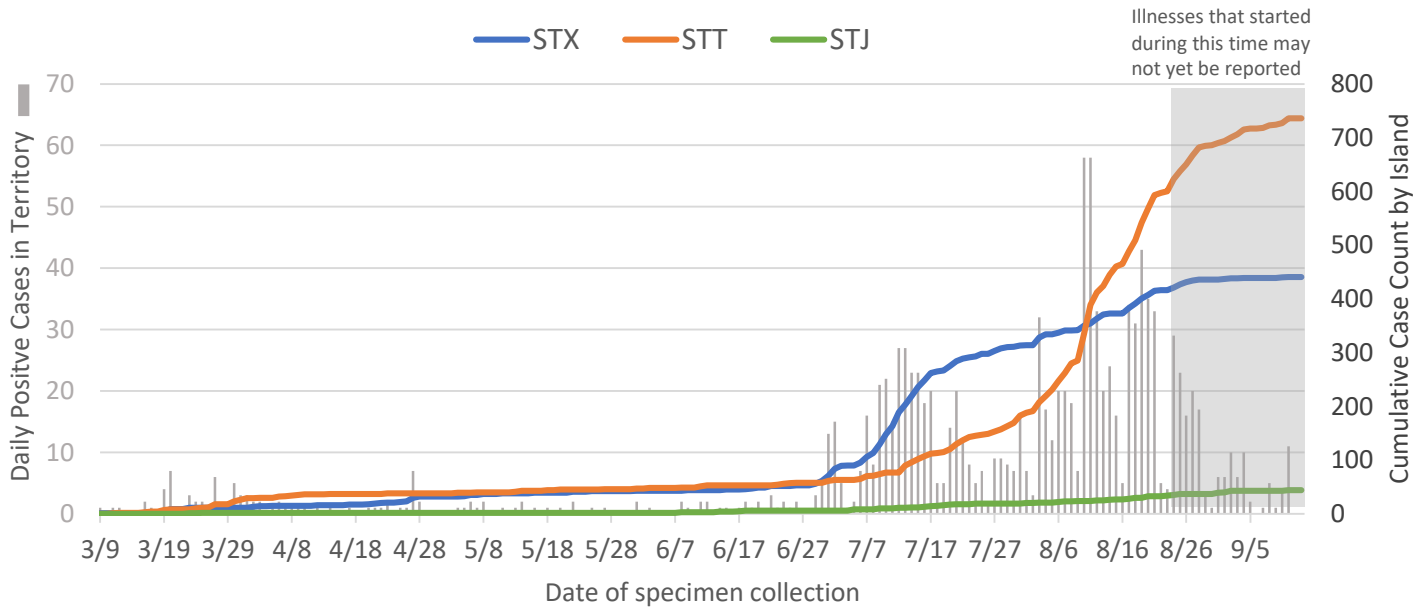
	n	%
Cough	441	36%
Fever*	433	35%
Shortness of breath	147	12%
Asymptomatic	273	22%

\*Subjective fever or measured temp  $\geq 100.4^{\circ}\text{F}$

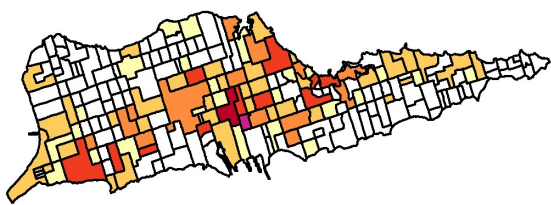
## Rate of Positive Tests in the U.S. Virgin Islands Over Time



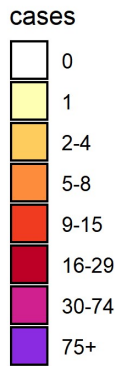
Confirmed COVID-19 cases in the U.S. Virgin Islands, N=1221



COVID-19 Confirmed Cases  
St. Croix, U.S. Virgin Islands



Data as of September 13, 2020

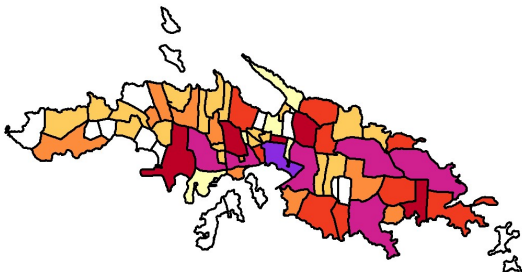


St. Croix			
	13-Sep	12-Sep	Change
Positive	441	441	◀▶ 0
Negative	9577	9579	▼ -2
Pending	1	1	◀▶ 0

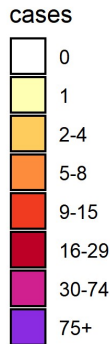
STX positive status	
Active	6
Recovered	429
Fatality	6

STX risk factors	13-Sep	12-Sep	Change
Community	98	97	▲ 1
Close contact	279	279	◀▶ 0
Travel	45	45	◀▶ 0
Under investigation	19	20	▼ -1

COVID-19 Confirmed Cases  
St. Thomas, U.S. Virgin Islands



Data as of September 13, 2020

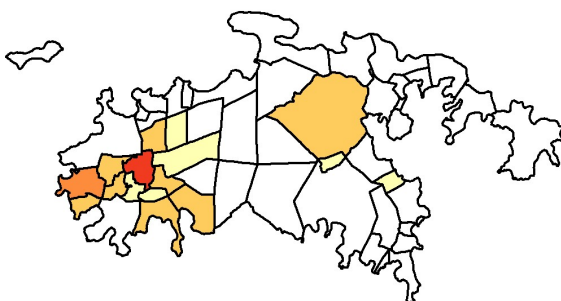


St. Thomas & Water Island			
	13-Sep	12-Sep	Change
Positive	736	735	▲ 1
Negative	7096	7087	▲ 9
Pending	1	1	◀▶ 0

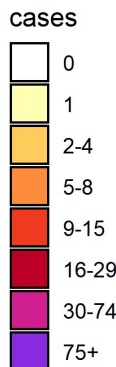
STT positive status	
Active	50
Recovered	674
Fatality	12

STT risk factors	13-Sep	12-Sep	Change
Community	316	314	▲ 2
Close contact	324	323	▲ 1
Travel	37	37	◀▶ 0
Under investigation	59	61	▼ -2

COVID-19 Confirmed Cases  
St. John, U.S. Virgin Islands



Data as of September 13, 2020



St. John			
	13-Sep	12-Sep	Change
Positive	44	44	◀▶ 0
Negative	457	457	◀▶ 0
Pending	1	1	◀▶ 0

STJ positive status	
Active	2
Recovered	41
Fatality	1

STJ risk factors	13-Sep	12-Sep	Change
Community	23	23	◀▶ 0
Close contact	13	13	◀▶ 0
Travel	5	5	◀▶ 0
Under investigation	3	3	◀▶ 0